

## Stage #

**START POSITION:** Standing, hands relaxed at sides, facing up range. Handgun loaded to division capacity.

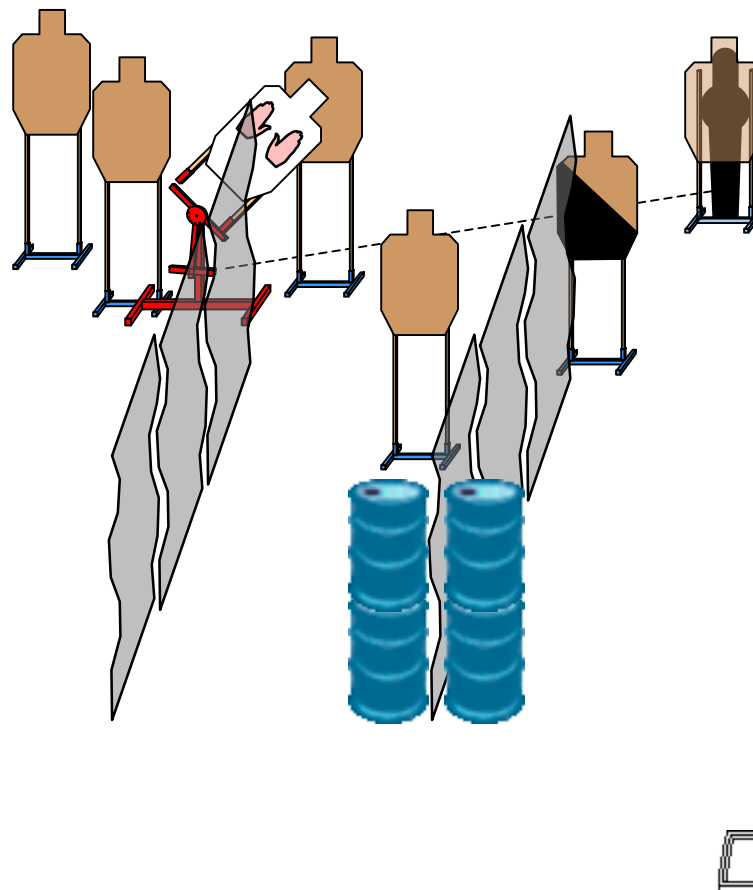
**Concealment required.**

### STAGE PROCEDURE

Start in P1: Facing uprange, on buzzer turn and move to cover while engaging T1-2 with 2 shots each insuring popper falls. Engage T's 3-6 using all cover available and legal IDPA reloads. The all get 2.

### SCORING

**SCORING:** Vickers- 12 rounds Min  
**TARGETS:** 6 IDPA 1 Non-threats  
**SCORED HITS:** Best 2 per target  
**START-STOP:** Audible - Last shot  
**PENALTIES:** Procedural. 3 sec  
 No-shoot hit. 5 sec  
 Failure to do right. 20 sec  
 Failure to neutralize. 5 sec



8 YDS  
10 YDS

**SETUP NOTES:** Setup on XXXXX side of range popper near backstop. Place T1 low enough to line up with center of popper and close enough to soak up the splatter. The dividers are curtains. Swinging non-threat flashes in front of T's 4 and 5.

## Stage

Mike Hoiles

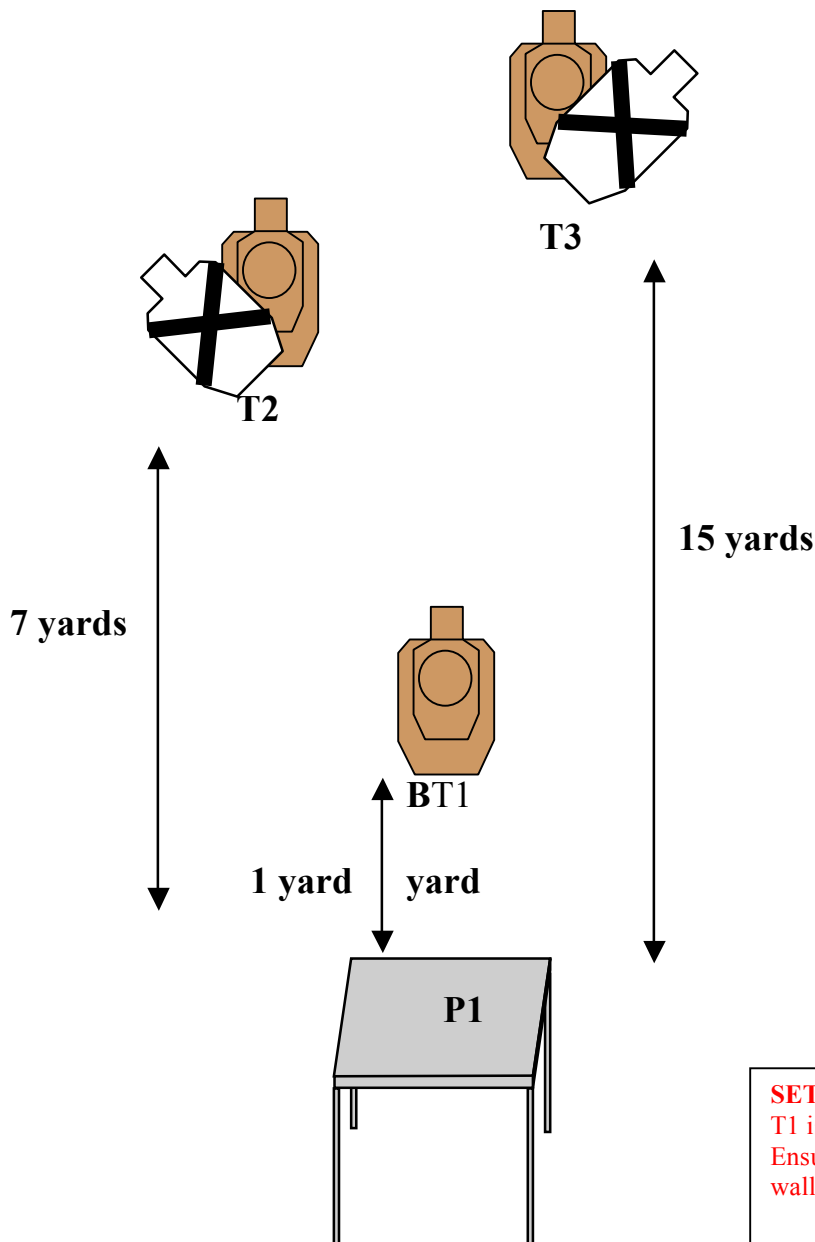
**START POSITION:** Standing at P1 facing uprange, holding keys in strong hand & weak hand on table. Handgun loaded to division capacity. Concealment required

### STAGE PROCEDURE

After another long day at the office, You have just picked up your keys to head home when you are approached by 3 disgruntle employees, 2 of which are holding hostages. On signal, Turn, draw, and engage T1 – T3 from P1 with 3 rounds each in tactical priority followed by 1 head shot each. Use any IDPA approved reload.

### SCORING

**SCORING:** Vickers 12 rounds min  
**TARGETS:** 3IDPA, 2 No Threats  
**SCORED HITS:** **Best 3 body 1 Head Each**  
**START-STOP:** Audible - Last shot  
**PENALTIES:** Procedural. 3 sec  
 No-shoot hit. 5 Sec  
 Failure to do right. 20 sec  
 Failure to neutralize. 5 sec



### SETUP NOTES:

T1 is contact distance target, Use bullet trap. Ensure that T2/T3 shoot thru's don't hit the wall. Set up T3 in the sand.

## Stage #1

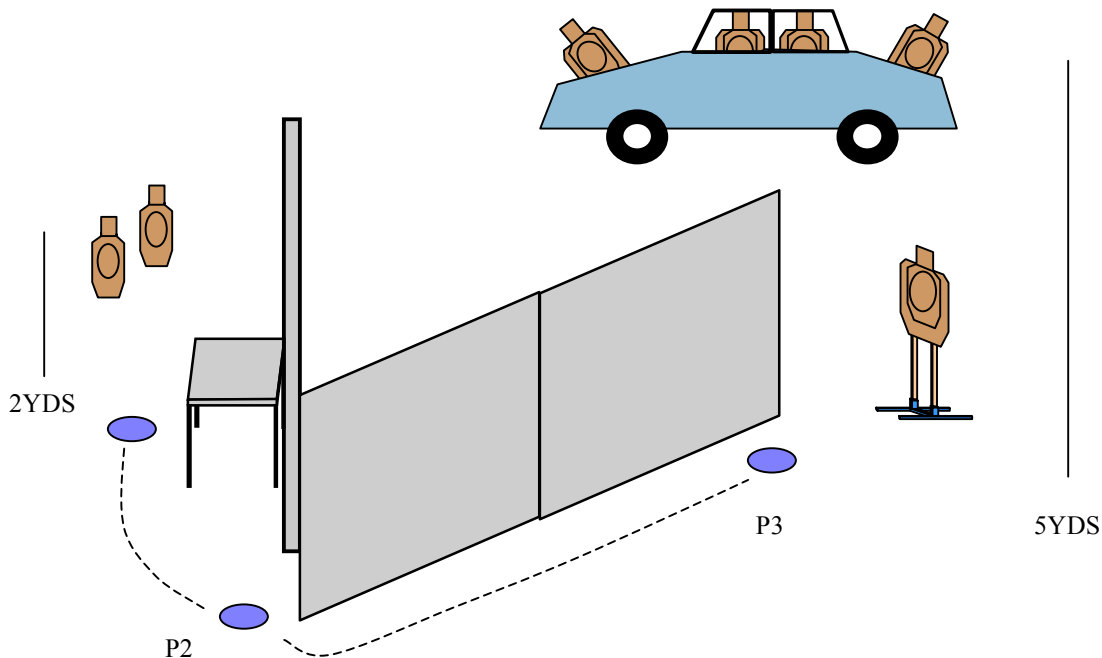
**START POSITION:** Standing, conducting business at the ATM . Handgun loaded to division capacity.

**STAGE PROCEDURE**

Conducting late night business at an ATM you're approached by two "undesirables." After engaging them with two each **from retention** you retreat to cover only to find the rest of the crew. Engage each with 2 as you see them. All reloads from cover.

**SCORING**

**SCORING:** Vickers- 14 rounds Min  
**TARGETS:** 7 IDPA  
**SCORED HITS:** Best 2 per target  
**START-STOP:** Audible - Last shot  
**PENALTIES:** Procedural. 3 sec  
No-shoot hit. 5 sec  
Failure to do right. 20 sec  
Failure to neutralize. 5 sec



**SETUP NOTES:** Set up on left side of range. Table is to signify an ATM machine. T's 1&2 have -3 zone cut off Both are 2 yds from ATM but vary in height. T3 is a bullet trap. Car is not visible from P1 or P2.

## Scenario #932

## Execution

**Concealment - Vickers Count**

Shooter begins at Position 1 on knees with hands on top of head. At the signal draw and engage Targets T1, T2, T3 & T4 with three (3) shots each in Tactical Sequence.

